

**EVOKING
LUXURY**



LAZURA[®]
RIGHT CHOICE OF THE QUALITY

DELIVERING SPLENDOUR



INTRODUCTION

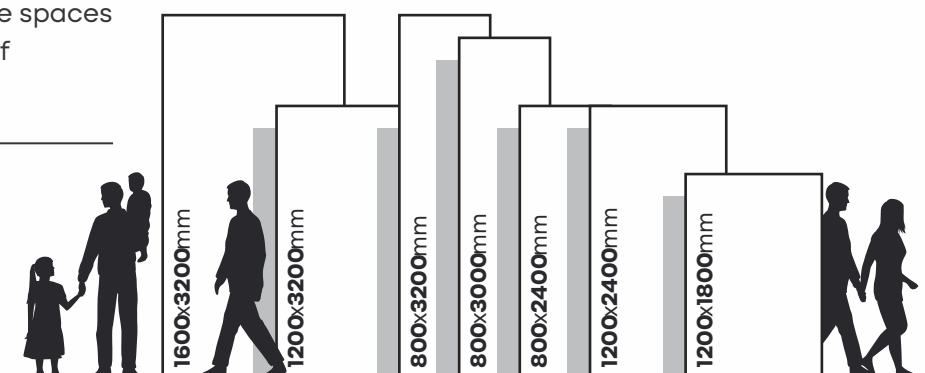


**Concepts for
Urban Spaces**

**We bring you
magnificent range of
superior surfaces with
the magnificent
Collection that
Collection the style of
a space with its
poised and appealing
designs.**

The colossal surfaces of the Collection are synonymous with luxury, radiance, and upscale living to design your spaces class-apart and truly matchless. These surfaces are specially designed to give your spaces the essence of grandeur and eliteness paired with unprecedented features, functionality, versatility, and elegance.

We believe in living life king size and with this belief, we offer grand-sized surfaces to create larger-than-life spaces that deliver a sense of surreality and luxury.



THE SPECTACULARLY GLOSSY SURFACE



Discover the
blend of
technology
and innovation

The splendid Surface promises a sense of infinity and sophisticated feel for a place with its extravagant style. These tiles bring an effervescence vibe and charming poise to the interior.

Spaces are blank pages that one can decorate in their personal style and write their lifestyle story. Every space lights up when the right elements come together and adding gloss to it just enhances the mood of the space. The tiles of amazing collection have a premium high gloss finish that expresses extravagance and delivers an elite experience. These surfaces enlighten spaces through their opulence and captivating semblance.



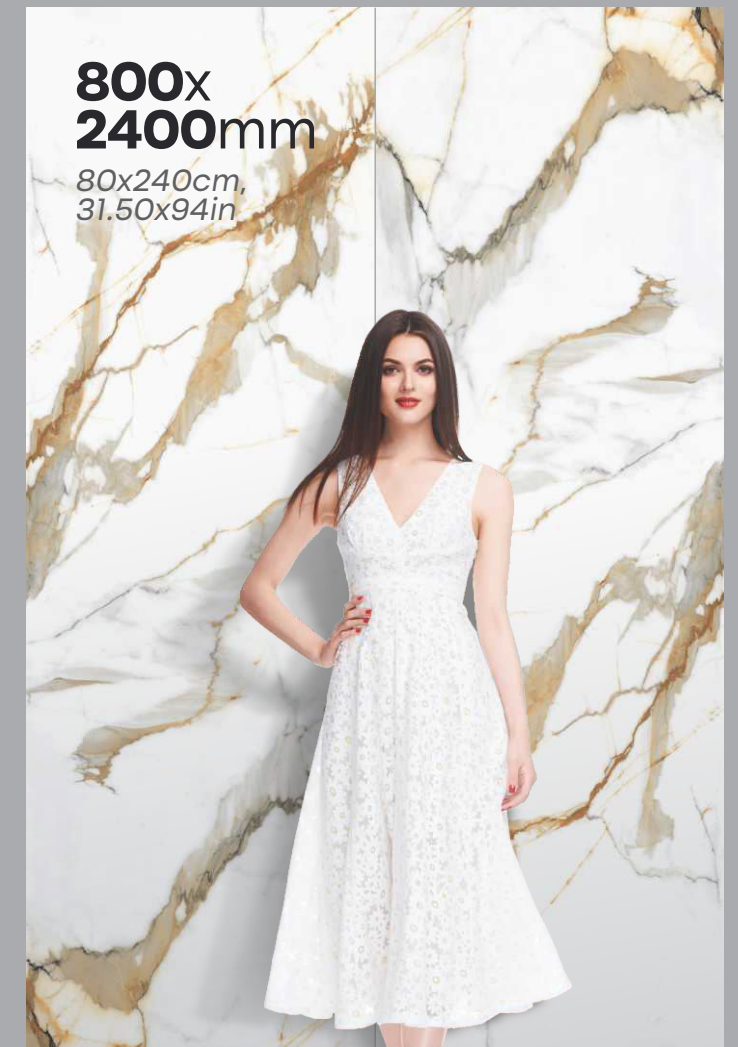
SURFACE
HIGH GLOSS

CONCEPTUALIZE YOUR SPACE IN A SUMPTUOUS STYLE

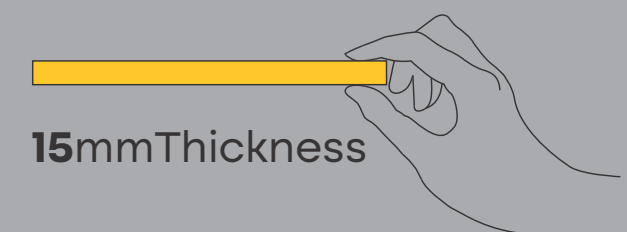
The spectacular collection is the epitome of grandeur and style. With this collection of brilliant Surfaces, luxury has a new size. They are designed to adorn places with a spacious look and chic style. The tiles of this collection are available in the grand size of 800x2400mm to create a lavish landscape.

Types of Body

The Surface of the elegant Collection is an amalgamation of high gloss finish tiles available in four color bodies. These Surfaces shape spaces with utmost sophistication and chic style by embodying grace, poise, and grandeur.




BIG SIZE SLABS



The 15mm thickness assures a sturdy and durable structure with its toughness. These surfaces enhance the spaces by fabricating modish tones for versatile areas.

PERSONALIZE SPACES WITH VERSATILE APPLICATIONS

The brilliance and magnificence of the Surface enhance the aesthetic experience of a place.















The aesthetical richness of our surfaces engulfs places in an oasis of surreal ambient with their mesmeric appeal. These majestic surfaces offer multiple installing options with their rich functionalities, sense

of comfort and pleasing designs. These tiles can be installed on countertops, furniture, floors, walls, staircase and many other areas of commercial as well as residential places.



Application Areas

- | | |
|---|---|
|  Countertop |  Staircase |
|  Dining tabletop |  Window & Door Frame |
|  Lift Frame |  Basin & Furniture |
|  Bathroom |  Fireplace |
|  Worktop |  Wall Cladding |
|  Elevation |  Floor Covering |

DESIGN SPACES WITH HIGH AESTHETIC IMPACT



DESIGN ELEMENTS
THAT STAND OUT



The mesmerizing Surface adds character and poise to a place with its vivacious design and marvellous size.

The brilliant Surface is versatile in its surface. This collection creates the ideal ambience for various spaces like countertops, worktops, dining tables, staircases, and a lot more.



INSTALL FURNITURE
ELEGANT AND SUPERIOR

FOR SEAMLESS FUNCTIONALITY

In this time and age, hygiene, cleanliness and comfort is a priority and everyone requires a place where they feel completely at home. The multifaceted surfaces of this collection make everyday life easier while achieving distinction in the decor segment for every home and public area. These surfaces with their convenient features offer an ideal tiling solution for a modern lifestyle.

TECHNICAL FEATURES



Hygienic and Suitable for Contact with Food



Water Resistant Surface



Stain Resistant Surface



Scratch and Abrasion Resistant



Resistant to Chemicals, Acids, Bases, and Solvents



Easy to Clean Surface



Impact Resistant Surface



Resistant to UV Rays



Resistant to Mould, Mildew, And Fungus



Resistant to Fire and Heat



Frost Resistant Surface



Flatness and Stability Over Time

A GLORIOUS SELECTION

We offer a colourful palette of tiles with the Surface availing a spectrum of design options that help bring a designer's vision to life. These tiles make places desirable with their classy look and timeless shades that perfectly match the architectural style of urban spaces.

WHITE BODY

CRYSTAL BIANCO



STATUARIO SCALA



STATUARIO GREY



STATUARIO SILK



STATUARIO PEARL



STATUARIO NATURAL



STATUARIO AFGHAN



CALACATTA BELISIMO



STATUARIO GOLD



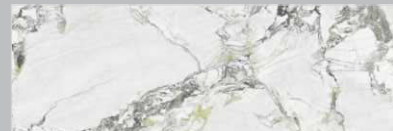
VOLAKAS GRIGIO



PINK ONYX



PRIMAVERA



BRAZZILIAN GRANITE




BLACK BODY

PIANO BLACK




BELGIUN BLACK




MARQUINA BLACK



LAURENT NOIR




BLACK GOLD



SILVER PORTTORO



GOLDEN PORTTORO




ANTICO BLACK



LABRADORITE



MUSHROOM GRANITE



OCEAN VOLGA



BROWN BODY

IMPERIO ARMANI GREY



FRENCH GREY



BROWN BODY

BOTTOCHINO CLASSICO




BRECCIA AROURS



RIO CREMA





CRYSTAL BIANCO

Size **800x2400mm**
Surface **High Gloss**
Thickness **15mm**
Type **White Body**



LAZURA[®]
RIGHT CHOICE OF THE QUALITY



STATUARIO SCALA

Size **800x2400mm**
Surface **High Gloss**
Thickness **15mm**
Type **White Body**



LAZURA[®]
RIGHT CHOICE OF THE QUALITY



Kitchen Counter Top
Statuario Grey

Backsplash
Statuario Grey



STATUARIO GREY

Size 800x2400mm
Surface High Gloss
Thickness 15mm
Type White Body



LAZURA[®]
RIGHT CHOICE OF THE QUALITY



Kitchen Counter Top
Statuario Pearl



STATUARIO SILK

Size **800x2400mm**
Surface **High Gloss**
Thickness **15mm**
Type **White Body**



LAZURA[®]
RIGHT CHOICE OF THE QUALITY



STATUARIO PEARL

Size **800x2400mm**
Surface **High Gloss**
Thickness **15mm**
Type **White Body**




LAZURA[®]
RIGHT CHOICE OF THE QUALITY



Wall
Statuario Natural

Sink
Laurent Noir



STATUARIO NATURAL

Size **800x2400mm**
Surface **High Gloss**
Thickness **15mm**
Type **White Body**



LAZURA[®]
RIGHT CHOICE OF THE QUALITY



STATUARIO AFGHAN

Size **800x2400mm**
Surface **High Gloss**
Thickness **15mm**
Type **White Body**



LAZURA[®]
RIGHT CHOICE OF THE QUALITY



CALACATTA BELISIMO

Size **800x2400mm**
Surface **High Gloss**
Thickness **15mm**
Type **White Body**



LAZURA[®]
RIGHT CHOICE OF THE QUALITY



STATUARIO GOLD

Size **800x2400mm**
Surface **High Gloss**
Thickness **15mm**
Type **White Body**



LAZURA[®]
RIGHT CHOICE OF THE QUALITY



Basin
Pink Onyx

Bathtub
Pink Onyx



VOLAKAS GRIGIO

Size **800x2400mm**
Surface **High Gloss**
Thickness **15mm**
Type **White Body**



LAZURA[®]
RIGHT CHOICE OF THE QUALITY



PINK ONYX

Size **800x2400mm**
Surface **High Gloss**
Thickness **15mm**
Type **White Body**




LAZURA[®]
RIGHT CHOICE OF THE QUALITY



PRIMAVERA

Size **800x2400mm**
Surface **High Gloss**
Thickness **15mm**
Type **White Body**




LAZURA[®]
RIGHT CHOICE OF THE QUALITY




BRAZZILIAN GRANITE

Size **800x2400mm**
Surface **High Gloss**
Thickness **15mm**
Type **White Body**



LAZURA[®]
RIGHT CHOICE OF THE QUALITY




PIANO BLACK

Size **800x2400mm**
Surface **High Gloss**
Thickness **15mm**
Type **Black Body**




LAZURA[®]
RIGHT CHOICE OF THE QUALITY



BELGIUM BLACK


Size **800x2400mm**
Surface **High Gloss**
Thickness **15mm**
Type **Black Body**



LAZURA[®]
RIGHT CHOICE OF THE QUALITY



Door And Window Frame
Laurent Noir




MARQUINA BLACK

Size **800x2400mm**
Surface **High Gloss**
Thickness **15mm**
Type **Black Body**



LAZURA[®]
RIGHT CHOICE OF THE QUALITY



LAURENT NOIR

Size **800x2400mm**
Surface **High Gloss**
Thickness **15mm**
Type **Black Body**




LAZURA[®]
RIGHT CHOICE OF THE QUALITY



Staircase
Black Gold

Floor
Statuario Gold




BLACK GOLD

Size **800x2400mm**
Surface **High Gloss**
Thickness **15mm**
Type **Black Body**




LAZURA[®]
RIGHT CHOICE OF THE QUALITY




SILVER PORTORO

Size **800x2400mm**
Surface **High Gloss**
Thickness **15mm**
Type **Black Body**




LAZURA[®]
RIGHT CHOICE OF THE QUALITY




GOLDEN PORTORO

Size **800x2400mm**
Surface **High Gloss**
Thickness **15mm**
Type **Black Body**




LAZURA[®]
RIGHT CHOICE OF THE QUALITY




ANTICO BLACK

Size **800x2400mm**
Surface **High Gloss**
Thickness **15mm**
Type **Black Body**



LAZURA[®]
RIGHT CHOICE OF THE QUALITY




LABRADORITE

Size **800x2400mm**
Surface **High Gloss**
Thickness **15mm**
Type **Black Body**




LAZURA[®]
RIGHT CHOICE OF THE QUALITY




MUSHROOM GRANITE

Size **800x2400mm**
Surface **High Gloss**
Thickness **15mm**
Type **Black Body**




LAZURA[®]
RIGHT CHOICE OF THE QUALITY



OCEAN VOLGA

Size **800x2400mm**
Surface **High Gloss**
Thickness **15mm**
Type **Black Body**



LAZURA[®]
RIGHT CHOICE OF THE QUALITY



Table Top **Imperio Armani Grey**



IMPERIO ARMANI GREY


Size **800x2400mm**
Surface **High Gloss**
Thickness **15mm**
Type **Grey Body**



LAZURA[®]
RIGHT CHOICE OF THE QUALITY




Kitchen Counter Top
French Grey



FRENCH GREY

Size **800x2400mm**
Surface **High Gloss**
Thickness **15mm**
Type **Grey Body**



LAZURA[®]
RIGHT CHOICE OF THE QUALITY



Wall
Bottochino Classico

Floor
**Bottochino Classico &
Black Gold**



BOTTOCHINO CLASSICO

Size **800x2400mm**
Surface **High Gloss**
Thickness **15mm**
Type **Ivory Body**



LAZURA[®]
RIGHT CHOICE OF THE QUALITY



Floor
Breccia Arours



BRECCIA AROURS

Size **800x2400mm**
Surface **High Gloss**
Thickness **15mm**
Type **Ivory Body**



LAZURA[®]
RIGHT CHOICE OF THE QUALITY




Floor
Rio Crema



RIO CREMA

Size **800x2400mm**
Surface **High Gloss**
Thickness **15mm**
Type **Ivory Body**

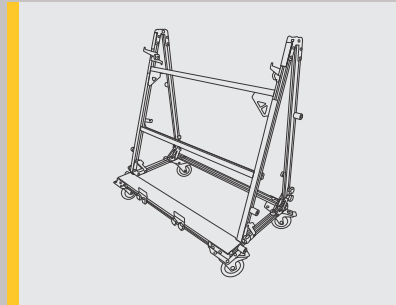


LAZURA[®]
RIGHT CHOICE OF THE QUALITY


Slab Handling

Tools suggested for handling

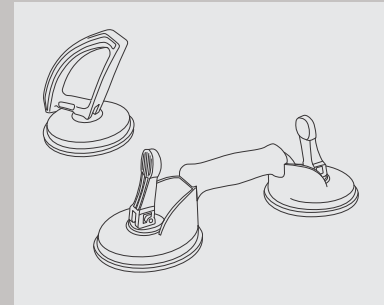
For handling the enormously sized slabs, we recommend careful handling with the help of four handlers at the same time in case of the largest size and at least two handlers for the smaller sizes of the slabs.



Reinforced trolley



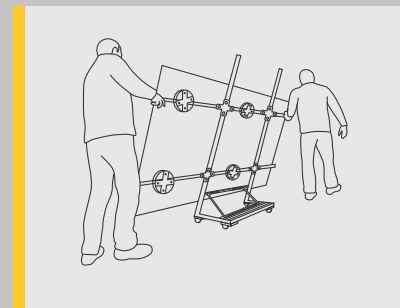
Parallel & transverse guides



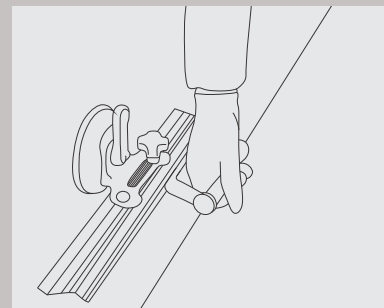
Single & Double suction cup

Handling instructions

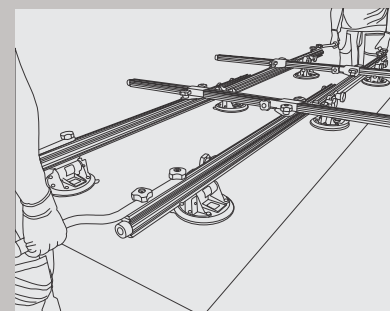
We recommend the use of a kit of devices designed especially for the handling of large-size slabs.



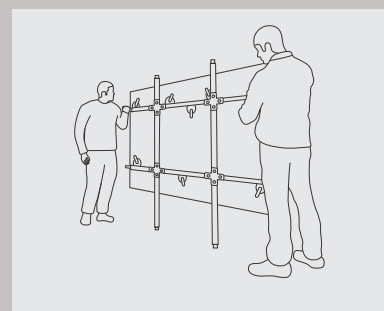
We recommend carrying out the handling job of the slabs with four handlers at the same time.



Ensure proper suction with a vacuum between the device and the slab and use a single device/suction cup for a maximum length of up to 150cms.



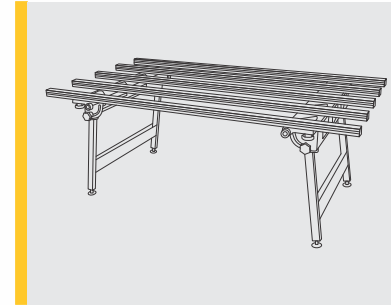
To lift the slabs use sucker cups after cleaning the slab and cups with a damp sponge. Make sure the device also has suckers that run along with the guides and adhere to the slab.



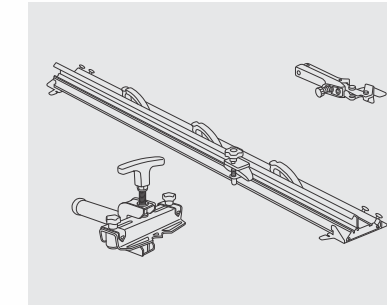
To lift the slab use guides from the long sides of the slab and lift/hang it vertically to the handles of the trolley frame. Use appropriate size reinforced trolley for various sizes of slabs.

Slab Cutting & Drilling


Tools suggested for cutting and drilling



Workbench with aluminum profiles

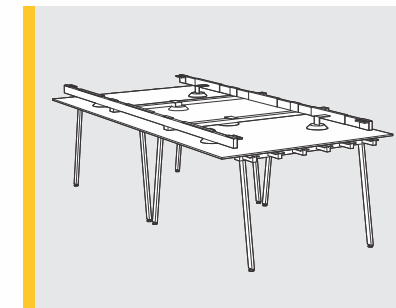


Cutting unit

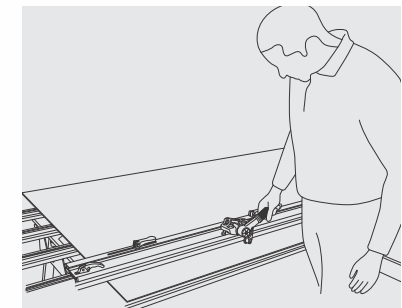


Diamond polishing pads

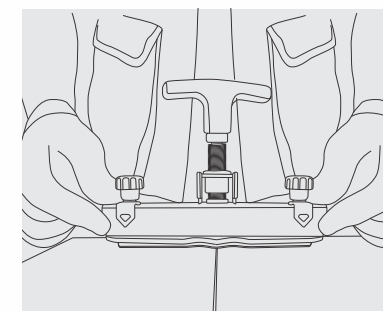
Manual cutting instructions



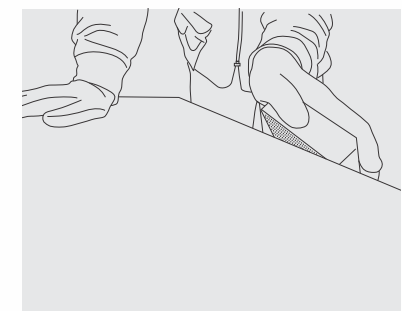
Lay the slab on a flat surface and preferably on a workbench with aluminum profiles. Make sure the surface is stable for both cutting and drilling.



Make markings on the slab according to the desired cutting and drilling need.



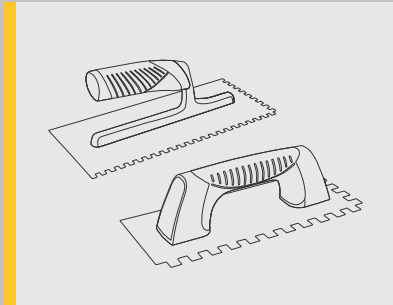
After scoring the length and making the cut, move the slab out of the workbench till the incision line and split from both sides using cutting-off pliers.



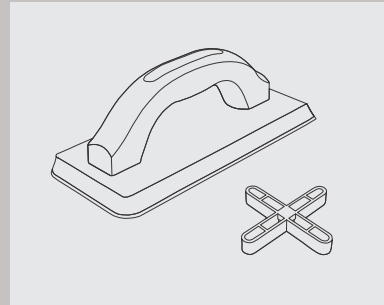
Smooth the edges of the length cut with a diamond polishing pad.

Slab Laying

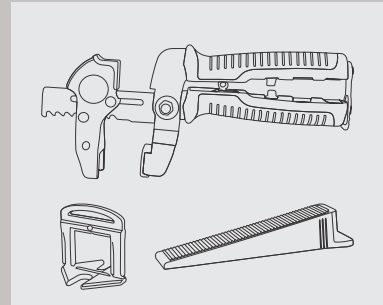
Tools suggested for Laying



3mm & 10mm trowel



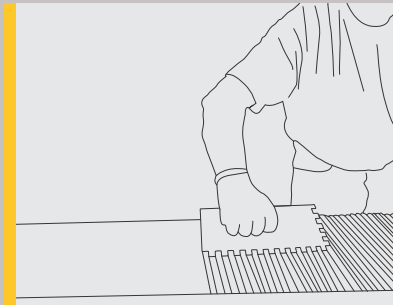
Rubber trowel & Spacers



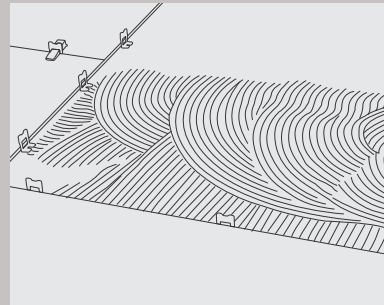
Device for plate's pulling over and Leveling wedges & clips

Slab Laying Instructions

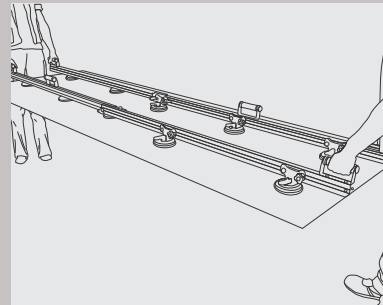
Check the laying substrate. Make sure it is clean, mature, and homogeneous with no cracks.



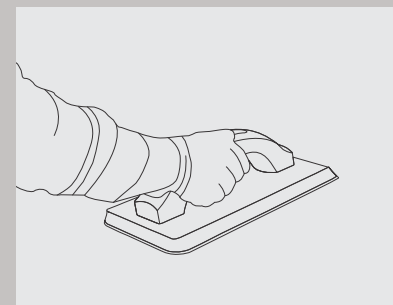
Apply adhesive onto the back of the slab with a 3mm trowel in one direction only.



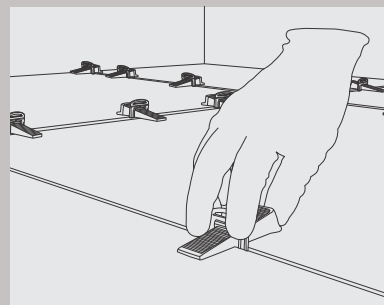
Apply adhesive onto the floor substrate at the same time while applying on the slab with a 15mm U-notch or 19mm V-notch trowel in the same direction as the slabs.



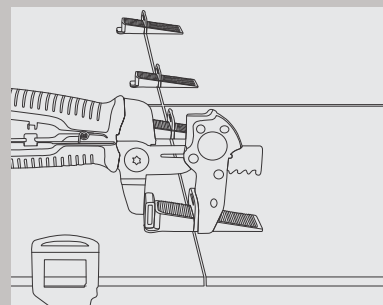
Position the slab on the adhesive bed with a sucker frame with adjustment of a minimum of 3mm joint.



Tap the slab from the center to the edges with a rubber trowel to expel air. Make sure air is expelled and there is no bubble between the slab and the substrate.

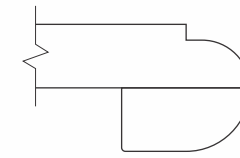


Complete the laying of the slab with a suitable sealant while keeping a 3mm joint through spacers. The special device of pulling over the slabs can be used for easy laying and spacing.

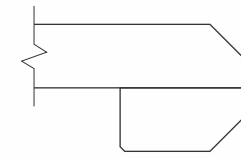


Level the wedges at each linear meter of the slab.

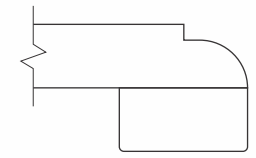
Slab Edge Possibilities



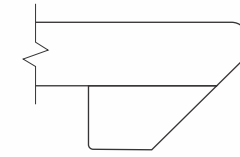
1-1/2" Dupont Bullnose



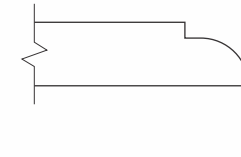
1-1/2" Pencile Edge



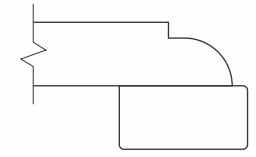
1-1/2" Dupont Square



1-1/2" Revers Bevel



3/4" Dupont Demi



1-1/2" Dupont Step Square

Cleaning & Maintenance

High-quality raw materials, rigorous production parameters, and world-class technology make the exclusive offering nonporous and thus no dust or deposited waste penetrates the surface.

The no-maintenance surfaces require only a damp cloth for cleaning.

Routine and recurring cleaning spotlights the aesthetic features of the surfaces and keeps the surfaces shining.

For cleaning contamination and stains caused by some common food and other material follow the table below:

| TYPE OF STAIN | CHEMICAL PRODUCT | EXAMPLE |
|---------------|--------------------|--|
| Grease | Alkaline - Solvent | Detergent |
| Oil | Solvent | Ammonia, Baking Soda |
| Ink | Oxidant - Solvent | Alcohol, Liquid Bleach, Nail Paint Remover |
| Rust | Acid | Hydrochloric Acid, Vinegar, Red Harpic |
| Lime | Acid | Descaling Reagent, Hydrochloric Acid |
| Cement | Acid | Hydrochloric Acid |
| Wine | Alkaline | Ammonia, Liquid Bleach |
| Coffee | Alkaline - Solvent | Ammonia, Liquid Bleach |
| Rubber | Solvent | Alcohol, Thinner |
| Plaster | Acid | Hydrochloric Acid |
| Candle Wax | Solvent | Alcohol, Thinner |
| Iodine | Oxidant | Liquid Bleach |
| Blood | Oxidant | Liquid Bleach |
| Ice Cream | Alkaline | Liquid Bleach |

Note: It is recommended that any kind of stain needs to get clean immediately / as soon as possible.

Technical Specification

| CHARACTERISTIC | STANDARD AS PER ISO13006:2018/ EN14411 Gr.BIa | STANDARD AS PER IS 15622:2017 Gr.BIa | MEAN VALUE OF OUR | METHOD OF TESTING |
|--|---|--------------------------------------|--|--------------------------|
| Regulatory Properties | | | | |
| Deviation in Length and Width | ±0.30 % (±1.00 mm) | ±0.10 % | ± 0.10 % | ISO 10545-2/IS 13630-1 |
| Deviation in Thickness | ±5.0 % (± 0.50 mm) | ±5.0 % | ± 5.0 % | ISO 10545-2/IS 13630-1 |
| Straightness in Side | ±0.30 % (± 0.80 mm) | ±0.10 % | ± 0.10 % | ISO 10545-2/IS 13630-1 |
| Rectangularity | ±0.30 % (±1.50 mm) | ±0.10% | ± 0.10 % | ISO 10545-2/IS 13630-1 |
| Surface Flatness Central Curvature | ±0.40 % (± 1.80 mm) | ±0.50 % | ± 0.20 % | ISO 10545-2/IS 13630-1 |
| Surface Flatness Edge Curvature | ±0.40 % (± 1.80 mm) | ±0.50 % | ± 0.20 % | ISO 10545-2/IS 13630-1 |
| Surface Flatness Warpage | ±0.40 % (± 1.80 mm) | ±0.50 % | ± 0.10 % | ISO 10545-2/IS 13630-1 |
| Surface Quality | >95% defects free | >95% defects free | >95% defects free | ISO 10545-2/IS 13630-1 |
| Small Color Difference (For Plain Colour) | ΔE <1.00 | N.A. | ΔE <0.80 | ISO 10545-16 |
| Glossiness (Polished) | As per Manufacturer | As per Manufacturer | ≥ 90 | Gloss Meter 60° |
| Glossiness (Satin) | As per Manufacturer | As per Manufacture | 7 ≤ Gloss Value ≤ 25 | Gloss Meter 60° |
| Structural Properties | | | | |
| Water Absorption | ≤0.50 % | ≤0.080 % | ≤0.080 % | ISO 10545-3/IS 13630-2 |
| Bulk Density | As per Manufacturer | Min 2.20 g/cc | > 2.28 gm/cc | ISO 10545-3/IS 13630-2 |
| Massive Mechanical Properties | | | | |
| Modulus of Rupture | Min. 35.0 N/mm ² | Min. 35.0 N/mm ² | Min. 40.0 N/mm ² | SO 10545-4/IS 13630-6 |
| Breaking Strength Thickness ≥7.5 mm | Min 1300.0 N | Min 1300.0 N | Min 6000.0 N | ISO 10545-4/IS 13630-6 |
| Surface Mechanical Properties | | | | |
| MOH'S Hardness # | As per Manufacturer | Min. 5 | Polished Min 4**/ Satin & Posh Min 6 | BS EN 15771/IS 13630-13 |
| Surface Abrasion Resistance # | As per Manufacturer | Min. Class II | Polished Min II**/ Satin & Posh Min III | ISO 10545-7/IS 13630-11 |
| Thermal Hygrometric Properties | | | | |
| Moisture Expansion | Max 0.06% (0.6 mm/m) | Max 0.02 mm/m | Max 0.02 mm/m | ISO 10545-10/IS 13630-3 |
| Thermal Expansion(COE) at 100°C | As per Manufacturer | Max. 6.0 x 10 ⁻⁶ | Max. 6.0 x 10 ⁻⁶ | ISO 10545-8/IS 13630-4 |
| Thermal Shock Resistance | Min 10 Cycle | Min 10 Cycle | Min 10 Cycle | ISO 10545-9/IS 13630-5 |
| Impact Resistance(COR) # | Min. 0.55 | Min 0.55 | Min 0.55 | ISO 10545-5/IS 13630-14 |
| Frost Resistance | As per Manufacturer | As per Manufacturer | Frost Proof | ISO 10545-12/IS 13630-10 |
| Crazing Resistance at 7.5 bar | 4 Cycle | 4 Cycle | 4 Cycle | ISO 10545-11/IS 13630-9 |
| Chemical Properties | | | | |
| Resistance to Staining Glazed | Min. Class 3 | Min Class 1 | Min. Class 3/Min. Class 1 | ISO 10545-14/IS 13630-8 |
| Resistance to Household Chemicals & Swimming Pool Salts Glazed | Min Class GB | Min Class AA | Min Class GB/Min Class AA | ISO 10545-13/IS 13630-8 |
| Resistance to Low Concentrate Acid and Alkalis Glazed | As per Manufacturer | As per Manufacturer | Min Class GLB***/ Min Class A*** | ISO-10545-13/IS 13630-8 |
| Resistance to High Concentrate Acid and Alkalis Glazed | As per Manufacturer | As per Manufacturer | Min Class GHB***/ Min Class A*** | ISO-10545-13/IS 13630-8 |
| Safety Properties | | | | |
| Skid Resistance - (DCOF-WET PENDULUM)## | As per Manufacturer | As per Manufacturer | Glossy ≥P0,Satin,Posh ≥P1 | BS 7976-2 |
| Slip Resistance -Satin/Posh (DCOF- R Value)## | As per Manufacturer | As per Manufacturer | R9 to R10 | DIN 51130 |
| Lead and Cadmium release | As per Manufacturer | N.A. | Does not yield Pb & Cd | ISO-10545-15 |

Packing Detail

| SIZE | THICKNESS | PCS/BOX | AREA/BOX | BOX/WT. |
|------------|-----------|---------|----------------------|---------|
| 800x2400mm | 15mm | 1 pc | 1.92 mt ² | 67 kg |

